



High Security Plumbing Fixtures



Lavatory Fixtures

Model: FXR-SS-L-Series

Sizes: 15" / 18" / ADA

- 4" High Backsplash
- Seamlessly Welded
- Exposed surfaces polished to mirror or satin finish
- Vandal Resistant
- Optional oval or rectangular basin





Shower Panels

Model: FXR-SS-S-Series

Types: Front Mount / Rear Mount / ADA (Front&Rear)

- Exposed surfaces polished to mirror or satin finish
- Vandal resistant shower head
- Recessed or surface mounted optional soap dish
- Anchoring is a 6-point mounting system furnished with necessary fasteners for proper installation



Cabinet Showers

Model: FXR-SS-S-Series

**Sizes: 30"X 88" / 32"X 88" / 36"X 88"
Types: Regular / ADA (41.25x36"x82")**

- Seamlessly Welded
- Leakproof enclosure
- Exposed surfaces polished to mirror or satin finish
- Up to 6 anchoring points
- Slip resistant floor design



PRISONS / JAILS / DETENTION FACILITIES



i-con.com



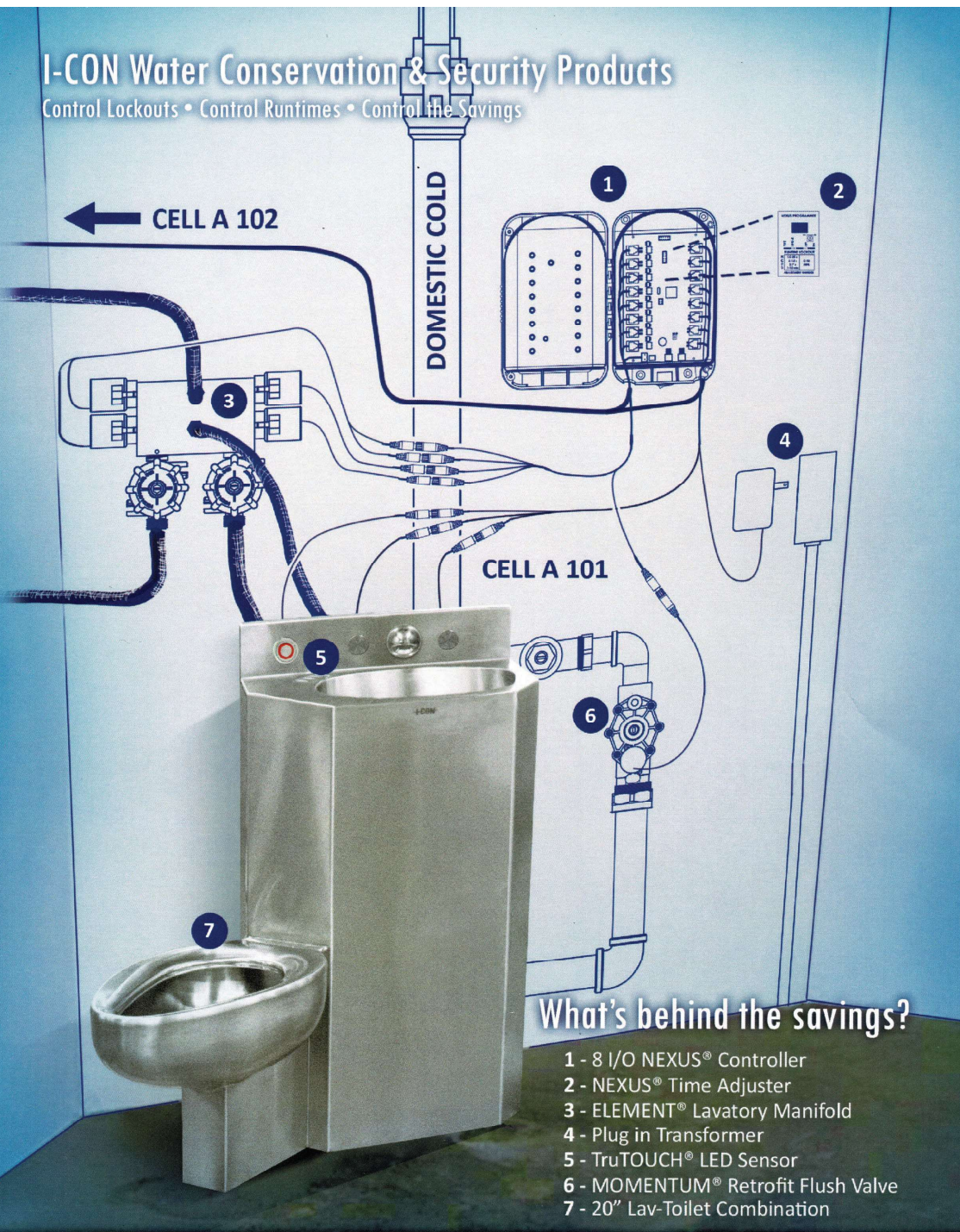
SCAN TO LEARN MORE

P. 800.240.3578

F. 407.365.7944

I-CON Water Conservation & Security Products

Control Lockouts • Control Runtimes • Control the Savings



What's behind the savings?

- 1 - 8 I/O NEXUS® Controller
- 2 - NEXUS® Time Adjuster
- 3 - ELEMENT® Lavatory Manifold
- 4 - Plug in Transformer
- 5 - TruTOUCH® LED Sensor
- 6 - MOMENTUM® Retrofit Flush Valve
- 7 - 20" Lav-Toilet Combination

HIGH SECURITY PLUMBING FIXTURES

PRISONS / JAILS / DETENTION FACILITIES

STAINLESS STEEL

Toilets

Model: FXR-SS-T-Series

Types: Detox / Floor Mount / Wall Mount w/ either Siphon Jet / Blowout



- Optional top or back supply
- Self draining flushing rim
- Exposed surfaces polished to mirror or satin finish
- Fully enclosed trap

Wall Hung Urinal

Model: FXR-SS-U-Series

Types: Washdown / Straddle Blowout



- Wall hung with optional back or top supply
- Washdown flushing action
- Exposed surfaces polished to mirror or satin finish
- Vandal Resistant

Lavatory-Toilet Combination

Model: FXR-SS-C-Series

Sizes: 15" / 18" / 20" / 18" (Suicide Resistant)



- Blowout Flushing Action
- Self Draining Flushing Rim
- Exposed surfaces polished to mirror or satin finish
- Vandal Resistant / Suicide Resistant available

ADA Combination Fixtures

Model: FXR-SS-C-Series

Sizes: Compact / 90R&L



- Seamlessly Welded
- Withstands 5,000 lbs. loading
- Exposed surfaces polished to mirror or satin finish
- Vandal Resistant
- Blowout Flushing Action

I-CON SYSTEMS, INC.

I-CON Systems, Inc. is the leader in electronic plumbing controls within the correctional industry. Founded in 1994 with the goal of building a better product, the company has quickly grown to include the largest install base and the most reliable, longest lasting electronic plumbing control system on the market today. With over 30 patents and patents pending, I-CON Systems continues to innovate and grow its brand of intelligent plumbing controls in the heart of Central Florida. Based out of its newly renovated 58,000 sq.ft. state-of-the-art manufacturing facility in Oviedo, Florida you'll find the I-CON team committed to delivering the best water conservation products and high security fixtures to correctional facilities throughout the U.S. and abroad.



“ They work. I-CON valves reduce costs... ”
 -Fresno County Jail, Fresno, CA

TRUSTED TO SAVE BY OVER 400 FEDERAL,
 STATE AND COUNTY CORRECTIONAL FACILITIES
 IN THE US AND ABROAD



Safety2u .com.my
 Your Trusted Contractor & Security Partner
 Consultant . Contractor . Engineering . Electrical . Steelworks . Supplies



DEDICATED TO
**WATER CONSERVATION
 & SECURITY**



P. 800.240.3578 F. 407.365.7944

Intelligent Controls • Solutions that Save™

ELECTRONIC CONTROLS

CONTROLLERS & TRANSFORMERS / VALVES

To browse our full line of Water Conservation Products visit i-con.com




Controllers & Transformers

- NEXUS® Controller**
 Types: 1, 4, 8 Input / Output sizes & Plugin / Direct Wire
- Hardware adjustable run & lockout times
 - Maintenance Override ability
 - 24VAC or 9VDC models available
 - Standalone or Communicating available
 - State-of-the-art surface mount technology

Valves

- MOMENTUM® Flush Valves**
- Retrofit and New Work models available
 - Straight through design with low flow capabilities
 - No metering diaphragm
 - 1.6 gallon flush on a 3.5 gpf fixture
 - 0.9 gallon flush on a 1.6 gpf fixture
- ZEPHYR® Pneumatic Block**
- No moving parts
 - High quality polymer construction
- ELEMENT® Manifold**
- 1, 2, 4 station models available
 - Hot and cold water use
- 5775 Series Shower Valves**
- Straight through design with low flow capabilities
 - Available optional strainer



HIGH SECURITY STAINLESS STEEL FIXTURES

- Toilets
- Lavatories
- Lav-Toilet Combinations
- Shower Panels
- ADA Fixtures
- Cabinet Showers
- Urinals



6 REASONS

1

- Water Conservation**
- Only valve to flush 1.6 gpf on 3.5 gpf fixture
 - Only valve to flush 0.9 gpf on 1.6 gpf fixture
 - Save on average 70% in water usage
 - ROI pay off in 2 to 5 years

2

- Reduce Maintenance Cost**
- Designed on the premise of less moving parts
 - No Diaphragms

3

- Stop Plumbing System Abuse**
- Prevent "Toilet Fires"
 - Only valve to seal with only 3 to 5 psi
 - Control lockouts & run times

4

- Customize Security Controls**
- Customize security controls w/ENVISAGE® software
 - Touchscreen control of plumbing system via water management console
 - Increases security during contraband search

5

- Install Flush Valves Remotely**
- Up to 60 feet from fixture
 - Retrofit & New Work

6

- Training & Support**
- Live customer support & training
 - Online resources available 24/7



TO CHOOSE I-CON

WATER CONSERVATION AND CONTROL FOR INMATE TOILET, URINAL, LAVATORY AND SHOWER UNITS

THE PROBLEM:

Prison and jail facilities around the country have a common security, expense, and maintenance issue - their plumbing fixtures. The toilets and lavatories in correctional institutions are an aspect of inmate activities that are "uncontrolled" - the result is high use and abuse of the fixtures leading to increased costs and reduced security.

The most common issues for correctional plumbing fixtures are:

1. Excessive toilet use: The industry average for toilet flushes per day can be upwards of 40. This leads to an enormous waste of water and large water and sewer charges.
2. The over use of the plumbing fixtures leads to rapid wear and tear and increased maintenance costs - mostly in diaphragms, replacement parts, and labor.
3. Along with plumbing fixture abuse, the ability for an inmate to flush contraband leads to reduced facility control and security. This loss of control can result in potentially dangerous situations.
4. Inmates can, through certain measures, flood cells and clog pipes (with clothing, bedding, etc.) which can lead to expensive, emergency repairs.

THE SOLUTION:

I-CON's plumbing system puts the control of the plumbing fixtures in the hands of those operating the facility and out of the hands of the inmates. The system replaces existing, "static" plumbing components with "controllable" components. By activating lavatories and toilets with electronic devices, rather than "standard" devices, the plumbing fixtures can be easily controlled. The heart of the plumbing system, the NEXUS® controller, is specifically designed for plumbing control and is protected by a water resistant, inner O-ring sealed, enclosure. I-CON's plumbing system is unique in the industry as it is the only system available that can easily and inexpensively be retrofitted to all types of existing plumbing fixtures with new installations also available.

Benefits of the I-CON plumbing system include:

1. Reduction of water and sewer expense. This is accomplished in two ways: First, the toilet flush is reduced from the existing 3.5 or 5 gallon flush to a maximum of 1.6 gallons per flush - a minimum of 50% reduction in consumption. Secondly, the system reduces the average number of flushes per day due to the programmed flush mechanism. Prison operators set the number of toilet flushes per hour/per fixture, which can reduce flushes by 25% or more. Water and sewer savings alone can pay for an I-CON plumbing system.
2. Due to the elimination of metering diaphragms in both flush and lavatory valves, the cost of replacement parts, and associated labor are reduced as much as 80%.
3. Flooding of cells or clogging of plumbing systems becomes much more difficult when the inmates cannot rapidly flush fixtures, therefore reducing expensive maintenance.
4. The security and safety of the facility is greatly enhanced when the inmates cannot use the plumbing to create trouble or flush contraband down the toilet.



V15.2

The I-CON Advantage

6 REASONS TO CHOOSE I-CON



Achieving Sustainable Water Management



www.Safety2u.com.my
Your Trusted Contractor & Security Partner
Consultant, Contractor, Engineering, Electrical, Steelworks, Supplies

6 REASONS

1



SOLUTIONS THAT SAVE


Facility Water Usage

After I-CON Installation

up to **70% Water Savings**

Water Conservation - Only valve on the market to flush 1.6 gpf on a 3.5 gpf fixture and 0.9 gpf on a 1.6 gpf fixture allowing an average ROI pay off in 2 to 5 years.

2



I-CON ZEPHYR®

Typical

Which would you rather maintain?

Reduce Maintenance Cost - Designed on the premise of less moving parts with no diaphragms.

3



STOP PLUMBING SYSTEM ABUSE

AND PREVENT "TOILET FIRES"

Stop Plumbing System Abuse - Only flush valve to seal with 3 to 5 psi preventing "Toilet Fires" with the ability to control lock outs and run times.

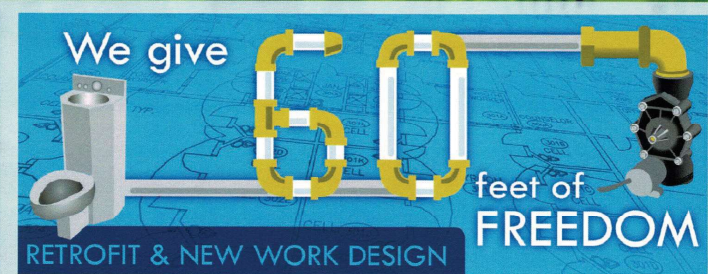
4



Complete Control at your fingertips with **Envisage®**

Customize Security Controls - Touchscreen control of plumbing system via remote desktop with ENVISAGE® software enhancing security for contraband searches.

5




We give **60** feet of **FREEDOM**

RETROFIT & NEW WORK DESIGN

Install Flush Valves Remotely - Up to 60 feet from fixture for both retrofit & new work applications.

6



LIVE TRAINING & SUPPORT

Online Resources Available 24/7

Training & Support - Live customer support and training with online resources available 24/7.

TO CHOOSE I-CON

Retrofit Quick Guide



What do you have installed?

pictured:
Momentum® Style retrofit Flush Valve


Not everyone is a plumbing expert, we're here to make sure you know what equipment you have and what you need to *start the water savings.*

i-con.com



▲▲▲▲ Check the back for Lavatory and Shower Solutions

Typical Flush Valves



Zurn

Delaney

Sloan

I-CON's SOLUTION



Momentum®
Flush Valve

I-CON's SOLUTION




Pre-Tempered Model
Electronic Manifold Shower Valve

Zephyr®
Pneumatic Retrofit Block



Element®
Manifold



5775 Series
Shower Valve

Retrofit Cartridge
Lavatory Valves



Bradley

Bradley SSW

American
Standard

Acorn

Crane

Kohler

Metcraft
Tempest II

Willoughby

Typical Lavatory
& Shower Valves

Retrofit
Pneumatics
too!



Intelligent Water Conservation™

3100 Camp Road, Oviedo, FL 32765

P. 800.240.3578 F. 407.365.7944

Copyright © 2015 I-CON Systems, Inc. One or more products included herein are protected by U.S. Patents, with others undergoing the patent process. Other trademarked and copyrighted materials contained herein belong solely to the bearer of those trademarks and copyrights. V15.2

CATALOGUE



Safety2u
www.Safety2u.com.my
Your Trusted Contractor & Security Partner
Consultant • Contractor • Engineering • Electrical • SteelWorks • Supplies

EMIR BINA SDN. BHD. (1050178-M)
403, A, Blok 1, Laman Seri Business Park,
Persiaran Sukan, Seksyen 13, 40100 Shah Alam,
Selangor Darul Ehsan, Malaysia.

M : +6019.335.7862
T : +603.5524.4467
+603.5524.4468
F : +603.5524.4463

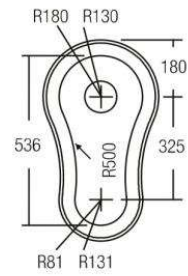
E : emirbinagroup@gmail.com
W : www.emirbina.com.my





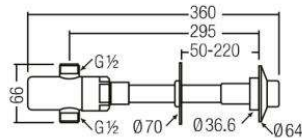
7460

Stainless Steel Squatting Pan with Integral Footrest - Hairline



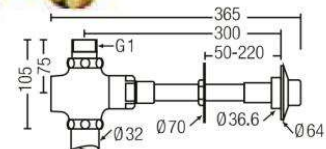
7468

Stainless Steel Squatting Pan without Integral Footrest - Hairline



CFV-3200

Concealed Time Delay Flush Valve - Brass Chrome

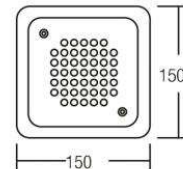


CFV-4200

Concealed Time Delay WC Flush Valve - Brass Chrome



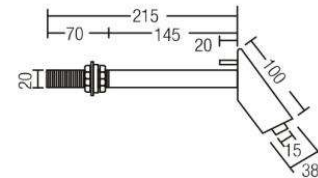
Anti Vandal Floor Trap With Screw - SUS304 Stainless Steel



VFT-113



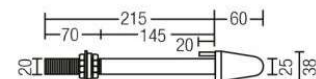
Vandal Proof Shower Head - Brass Chrome



CSH-81



Vandal Proof Bib Tap - Brass Chrome



CBT-61

